

Letter Wind Farm

Figure 5.3a

2020 Automatic Bat Monitoring Locations

Auto Bat Monitoring Points



T1




T2




T3




T4

 Bat Survey Transect

 Wind Farm Site Boundary

 Wind Farm Layout

0 170 340 m



Drawn By	PD
Date	20/10/2023
Data Source	Bing